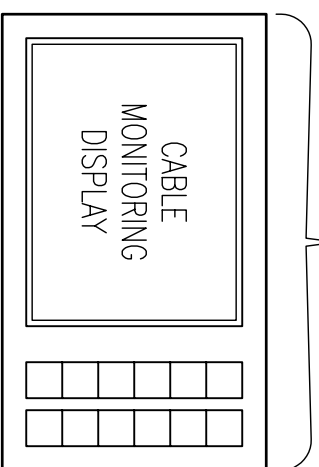


MTNW OR EQUAL

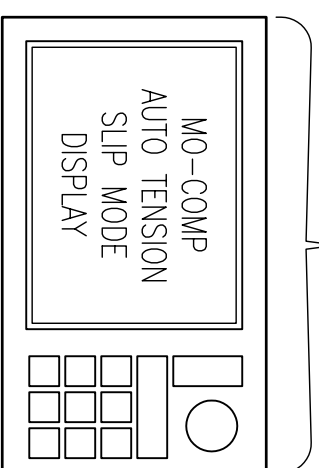
BASIC

STATUS



"SMART"

STATUS/DIAGNOSTIC/ALARMS/CALIBRATION



HEAVE COMPENSATION ON / OFF
(LIGHTED SWITCH)

SLIP MODE ON / OFF
(LIGHTED SWITCH)

SLIP MODE SETTING DISPLAY
AND CONTROL DIAL

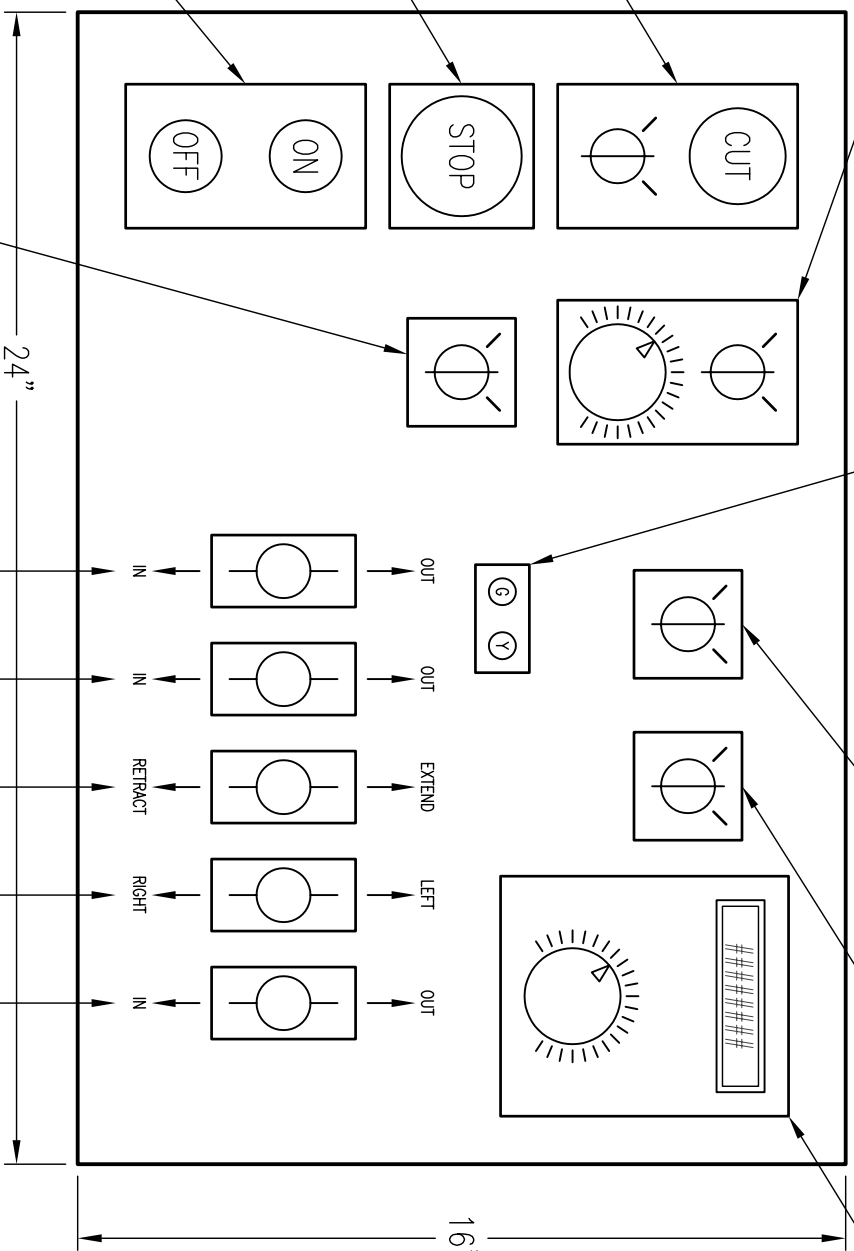
DOCKING HEAD
RESISTANCE CONTROL

BOOM POSITION
INDICATOR LIGHTS
GREEN - "CAST"
YELLOW - "RECOVERY"

EMERGENCY CABLE CUTTER

EMERGENCY STOP

REMOTE HPU ON / OFF
(AS DESIRED BY OPERATOR)



AUTO TENSION
ON / OFF

OUTER BOOM
INNER BOOM (IF REQD)
EXTENSION
SLEW (IF REQD)
WINCH



REV.	BY	DATE	DESCRIPTION
A	JRB	4/28/05	1. MOVED CRANE CONTROLS DOWN AND TO THE RIGHT TO SUIT PANEL.

BAY MARINE, INC.

239 NEW MEADOW RD.
BARRINGTON, RI 02806
(401)-245-6910

NSF / ONR
LOAD HANDLING SYSTEM STUDY

LOAD HANDLING CONTROLS

SCALE: 3"=1'-0"	DATE: 2/18/05	BY: JRB
DWG. NO.: C215-004		REV: A