




University-National Oceanographic Laboratory System

~UNOLS~

UNOLS Outreach and Early Career Investigator Initiatives





Chief Scientist Training Workshops

2011 through 2017 –
20 cruises on 11 different vessels:

- *Wecoma*
- *New Horizon*
- *Endeavor*
- *Atlantic Explorer*
- *Blue Heron*
- *Point Sur*
- *Hugh Sharp*
- *Thomas G. Thompson*
- *Atlantis with Alvin, Sentry, and Telepresence*
- *R/V Sikuliaq*
- *R/V Revelle – Marine Seismics*



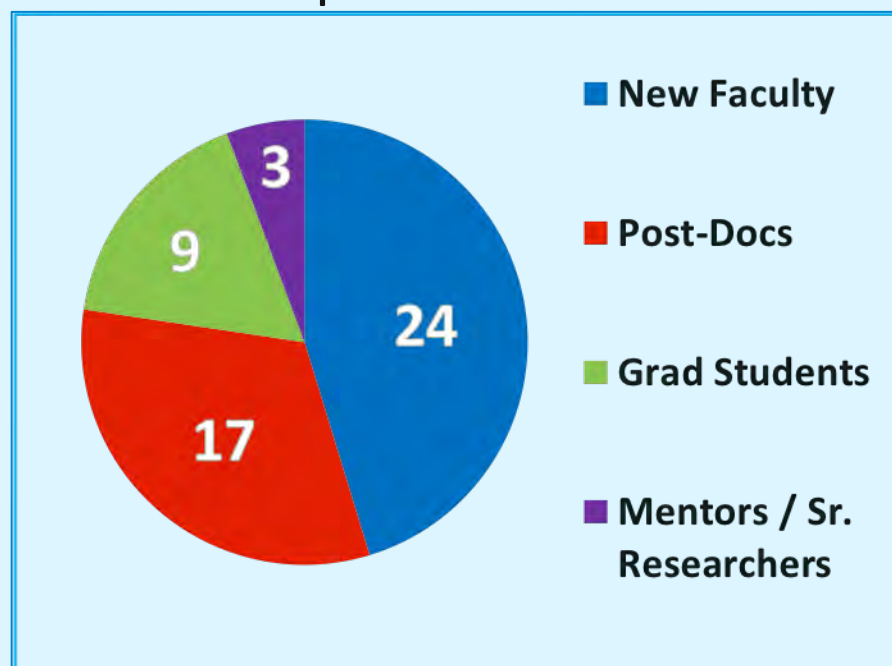


2018: Chief Scientist Training Workshop R/V Atlantis with Alvin/Sentry, Dec 3-21 East Pacific Rise: 9N

Berths available: 10
Applications received: 53
Institutions: 44
Disciplines: 5

Microbiology, (Macro)biology,
Chemistry, Geology,
Physics/Engineering

Participant Career Level



Cruise funded by the NSF (OCE #1834797)

Organized by: Dr. Daniel Fornari (WHOI), Dr. Patricia Gregg (U. Illinois Urbana-Champaign), Dr. Dorsey Wanless (Boise State), and Dr. Michael Perfit (U. Florida)



Chief Scientist Training Workshops Statistics

Tracking the Participants:

- 215 Participants in CSTW over 7 years (2011 – 2017)
- 50 Participants submitted a total of 280 STRS Requests (114 as *PI*, 166 as *Co-PI*)*
- 68 Requests funded = ~24% (18 as *PIs* and 50 as *CoPIs*)

Papers featuring data collected on Chief Scientist Cruises have been published in *PNAS*, *Deep-Sea Research Part II*, and other journals

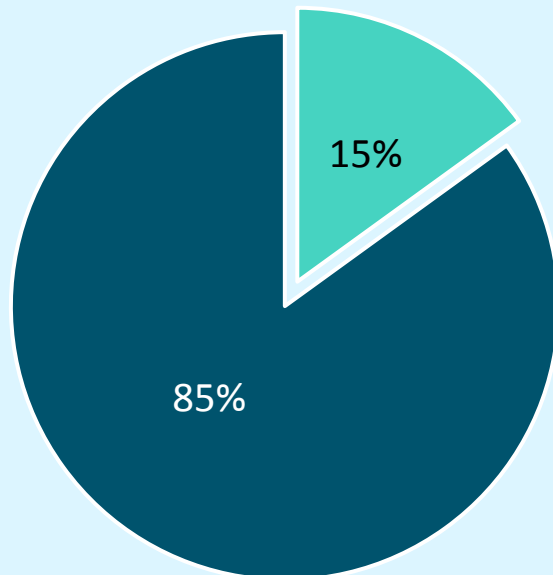
* Statistics based on STRs submitted after participation in training workshop



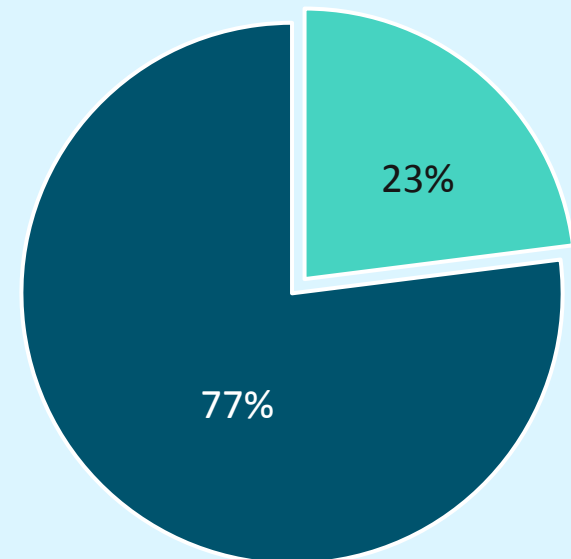


STR Submission Rate by CSW Participants

Percentage of people who submitted STRs **before** taking part in an CSW



Percentage of people who submitted STRs **after** taking part in an CSW



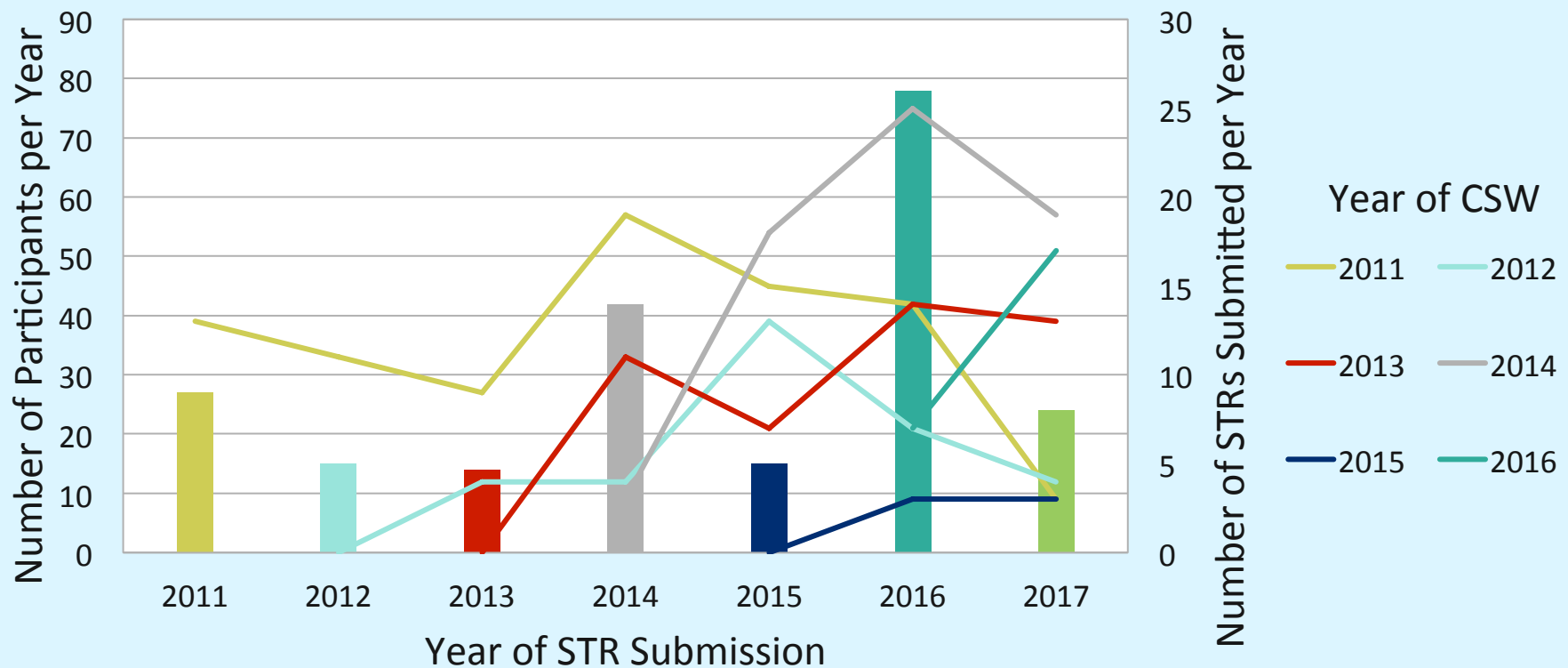
- Submitted
- Did Not Submit

Thanks to Hannah Dallas, Caitlin Mandel, & Morgan Haldemon for the data!



Number of STR Submissions Over Time

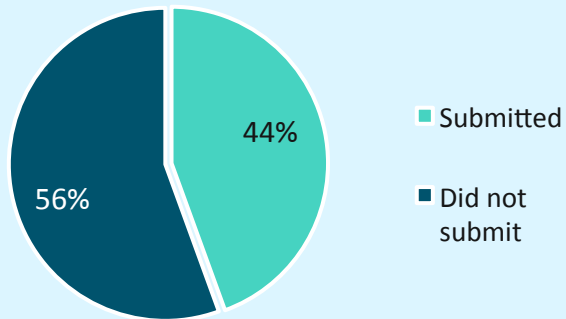
STR submissions per year *after* participating in an chief scientist workshop (CSW) between the years 2011-2017



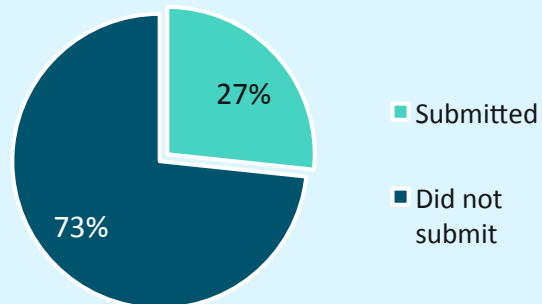


Percentage of CSW Participants that Submitted STRs Post Cruise

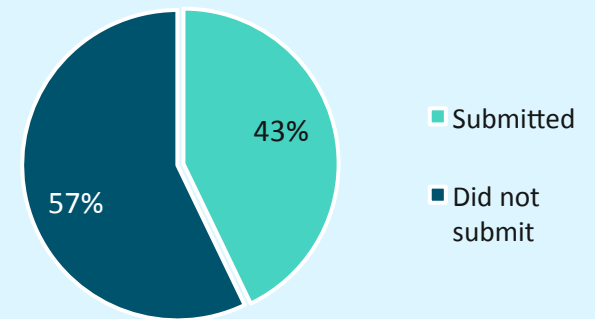
% 2011 participants



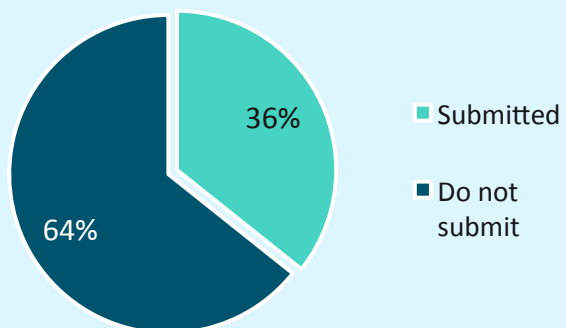
% 2012 participants



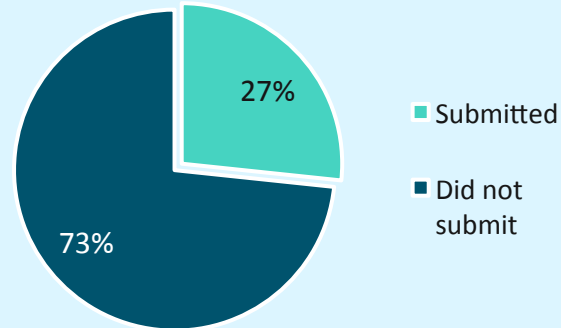
% 2013 participants



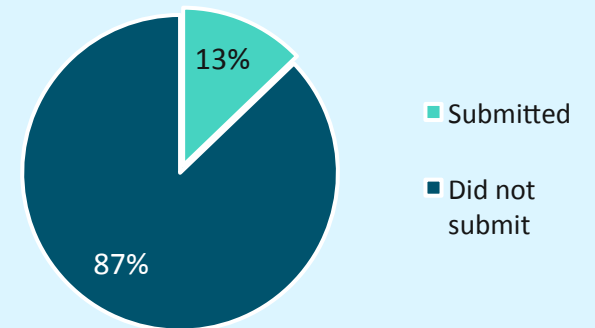
% 2014 participants



% 2015 participants



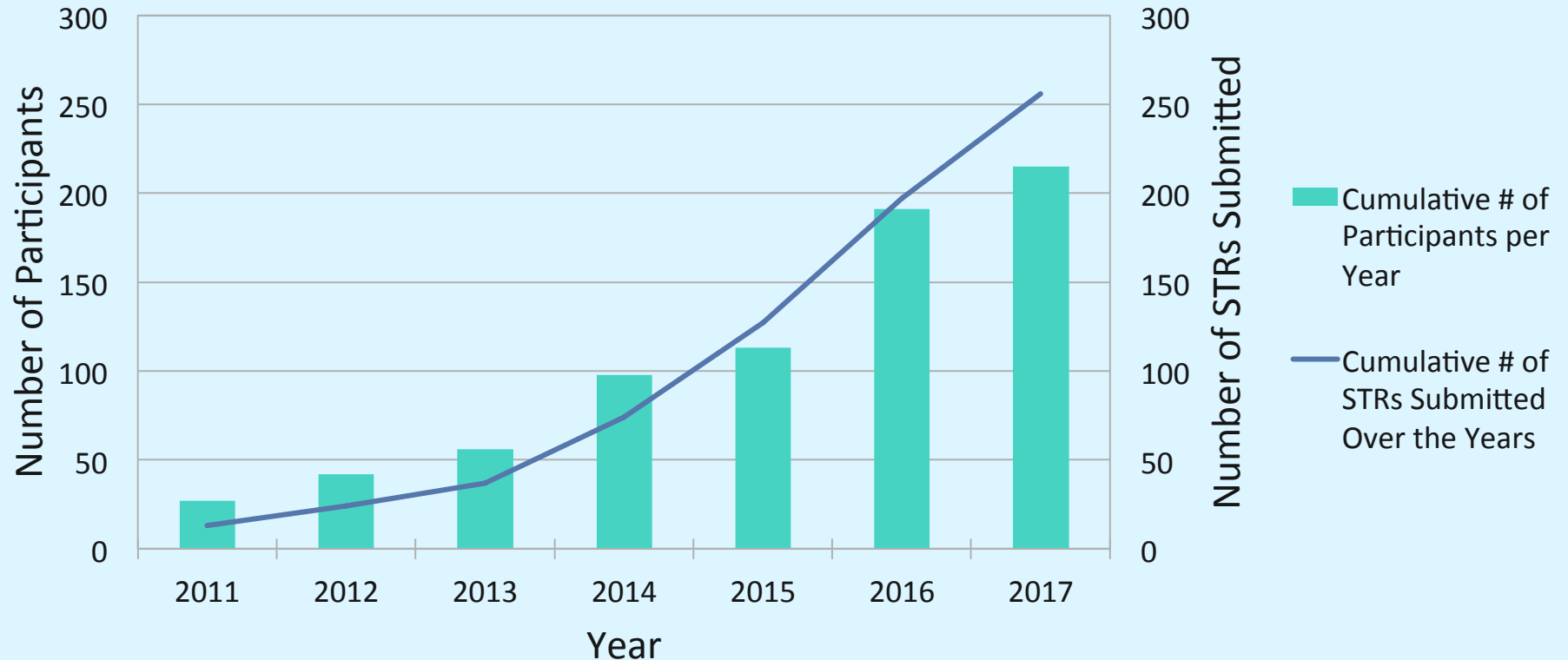
% 2016 participants





Cumulative Number of Participants and STR Submissions

Cumulative # of participants and STR submissions following years after the CSW





UNOLS Cruise Volunteer Program – Past Experience

2015:
0 volunteers

2016:
0 volunteers

2017:
1 volunteer (James Ash)
PI: Dr. Janet Springtail
Ship: *R/V Revelle*

“James Ash worked out wonderfully for my project on the *Revelle* in Oct-Nov 2017. [...] Because he had such a good reputation, one of my colleagues on the cruise now employs James as a research assistant in his group. So having James as a volunteer was a win-win situation for all of us!”

- Dr. Janet Springtail



c/o Uriel Zajaczkovski



UNOLS Cruise Volunteer Program

January 1 to June 5, 2018:

Participating PIs: 3

Berths available: 7-8

Participating ships: 4

- *Sikuliaq* – Jun. 27 to Jul. 4
– Marine Biology (6/1)
- *Oceanus* – Sept. 1 to Sept. 9
– Marine Biology (7/1)
- *Neil Armstrong* – Aug. 27 to Oct. 3
– Hydrographic surveys (7/1)
- *Endeavor* – Oct. 31 to Nov. 21
– Ecosystem observation networks (7/31)

Applications: 0 so far



R/V *Oceanus*, c/o Tom Kleindist



Social Media Engagement, May 7 – June 5, 2018

Twitter:

- 28 day total impressions (tweet views): 18,194 people (+42.9%)



Facebook:

- 20 new followers (82% increase in likes)
- 28 day organic reach (post views): 20,666 people

